

Configurations that fit your system

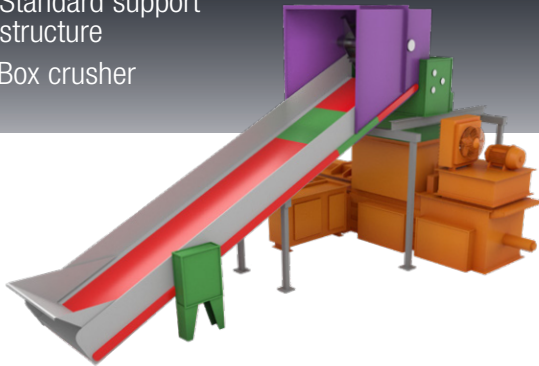
Piggyback Shredders with custom configurations designed for a Wide Variety of Industrial Applications like yours.

Get the exact shredder for your specific application.

Only BloApCo offers eight basic shredder sizes, with literally hundreds of variations to give you the exact shredder/compactor/baler system you need. The end result is that each BloApCo engineered system eliminates the need to manually break down scrap.

Configuration A

- Standard support structure
- Box crusher



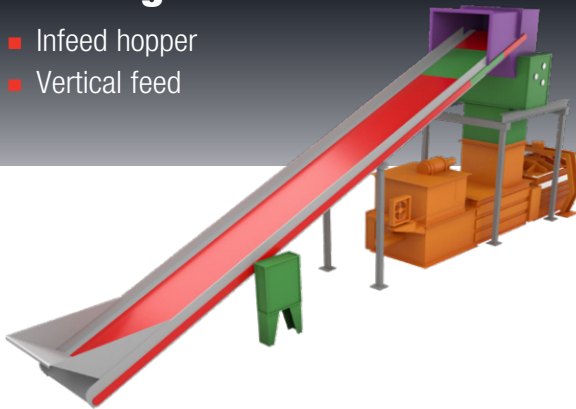
Configuration B

- Infeed hopper
- Options: Cart dumper




Configuration C

- Infeed hopper
- Vertical feed




Configuration D

- Sweep plate
- High-sided conveyor



Configuration E

- Dual-infeed conveyor
- Options: Work platform, dust filter



Configuration F

- Pallet shredder over compactor



Piggyback Configuration Worksheet

Installation Notes

BUILDING

	Height (Inside)
	Electrics - 460-60-3 Voltage or other ?
	Dock Height

FLATTENED SHEETS

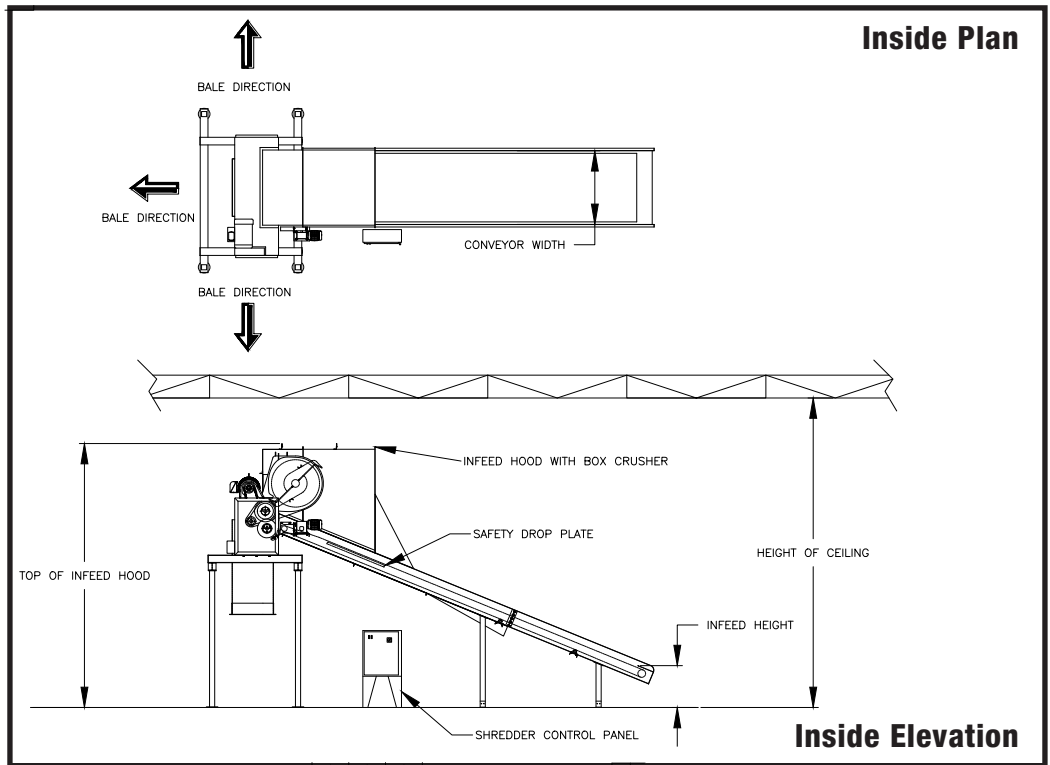
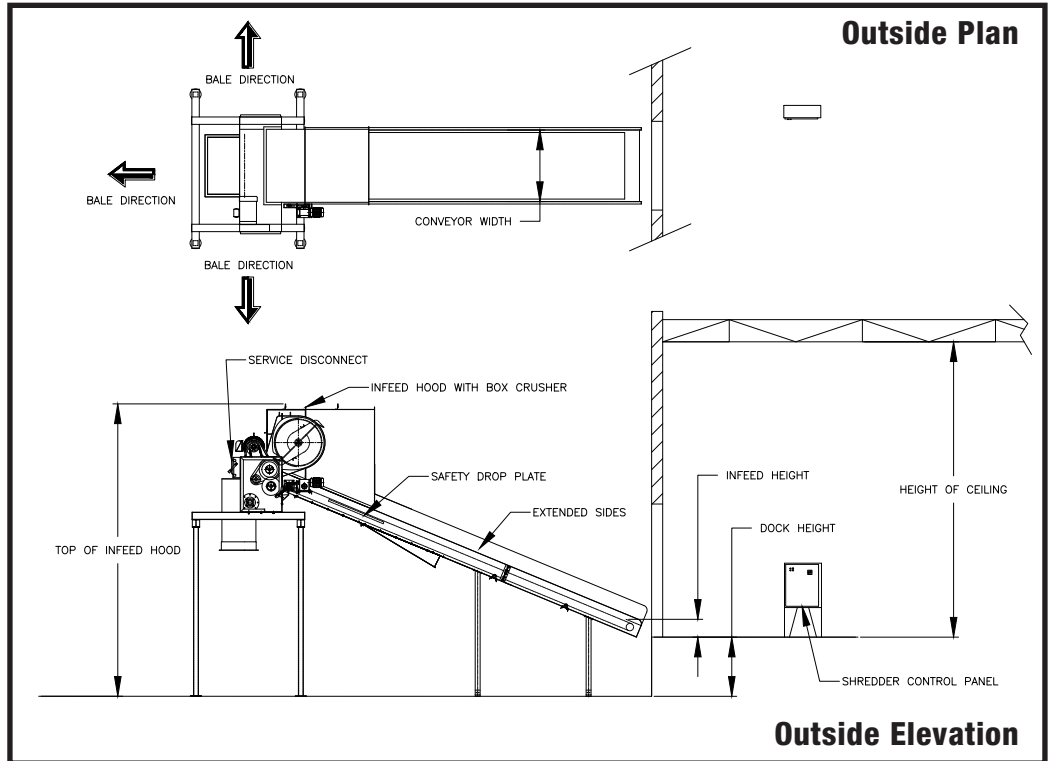
	Pounds per Hour
	Width - Widest Sheet
	Material Type - Corrugated, Folding Carton, Other ?

OCC

	Number of cartons per minute, hour or shift
	Dimensions of OCC largest Length x Width x Height
	Type of OCC. Single Wall, Double Wall, Other ?

BALER

	Manufacturer
	Model
	Height of Baler Hopper
	Length of Baler Hopper
	Width of Baler Hopper
	Desired Orientation of Baler to Infeed Conveyor



Additional note:

- Circle Desired Bale Direction on Above Diagrams